

Separation of contributions from deeply virtual Compton scattering and its interference with the Bethe-Heitler process in measurements on a hydrogen target

This article has been downloaded from IOPscience. Please scroll down to see the full text article.

JHEP11(2009)083

(<http://iopscience.iop.org/1126-6708/2009/11/083>)

[The Table of Contents](#) and [more related content](#) is available

Download details:

IP Address: 80.92.225.132

The article was downloaded on 01/04/2010 at 13:31

Please note that [terms and conditions apply](#).

Separation of contributions from deeply virtual Compton scattering and its interference with the Bethe-Heitler process in measurements on a hydrogen target

The HERMES collaboration

ABSTRACT: Hard exclusive leptonproduction of real photons from an unpolarized proton target is studied in an effort to elucidate generalized parton distributions. The data accumulated during the years 1996–2005 with the HERMES spectrometer are analyzed to yield asymmetries with respect to the combined dependence of the cross section on beam helicity and charge, thereby revealing previously unseparated contributions from deeply virtual Compton scattering and its interference with the Bethe-Heitler process. The integrated luminosity is sufficient to show correlated dependences on two kinematic variables, and provides the most precise determination of the dependence on only the beam charge.

KEYWORDS: Lepton-Nucleon Scattering

ARXIV EPRINT: [0909.3587](https://arxiv.org/abs/0909.3587)

Contents

1	Introduction	1
2	Asymmetries	4
3	Event selection	5
4	Extraction of asymmetry amplitudes	6
5	Background corrections and systematic uncertainties	7
6	Results	8
7	Summary	12
A	Tables of results	15

1 Introduction

Parton Distribution Functions (PDFs) describe the longitudinal-momentum structure of the nucleon in the interpretation of inclusive and semi-inclusive Deep-Inelastic Scattering (DIS). Analogously, Generalized Parton Distributions (GPDs) [1–3] describe the multidimensional structure of the nucleon in the interpretation of hard exclusive leptonproduction, most simply when the target is left intact. PDFs and elastic nucleon Form Factors (FFs) are embodied in GPDs as their limiting cases and moments, respectively [2]. While FFs and PDFs represent one-dimensional distributions, GPDs provide correlated information on transverse spatial and longitudinal momentum distributions of partons [4–6]. In addition, the total angular momentum carried by partons in the nucleon can be calculated from GPDs [2].

GPDs depend on the four kinematic variables x , ξ , Q^2 , and the squared four-momentum transfer t to the target. In a frame where the nucleon moves with ‘infinite’ momentum, x and 2ξ are the average and difference of the longitudinal momentum fractions of the parton in the initial and final state, as illustrated in figure 1(a). In hard exclusive leptonproduction, x has no direct relationship with the experimental kinematic observable $x_B \equiv Q^2/(2P \cdot q)$. Here, P is the four momentum of the target nucleon, q is the difference between the four momenta of the incident and scattered lepton, and $Q^2 \equiv -q^2$. The skewness parameter ξ is related to x_B , as $\xi \approx x_B/(2 - x_B)$ in leading order Quantum Electrodynamics (QED) and in the kinematic limit of large Q^2 with x_B and t fixed (generalized Bjorken limit). In addition, like PDFs, GPDs are subject to Quantum Chromodynamics (QCD) evolution with Q^2 , which has been calculated perturbatively to leading order [1–3, 7] and next-to-leading order [8–10] in the strong coupling constant α_s .

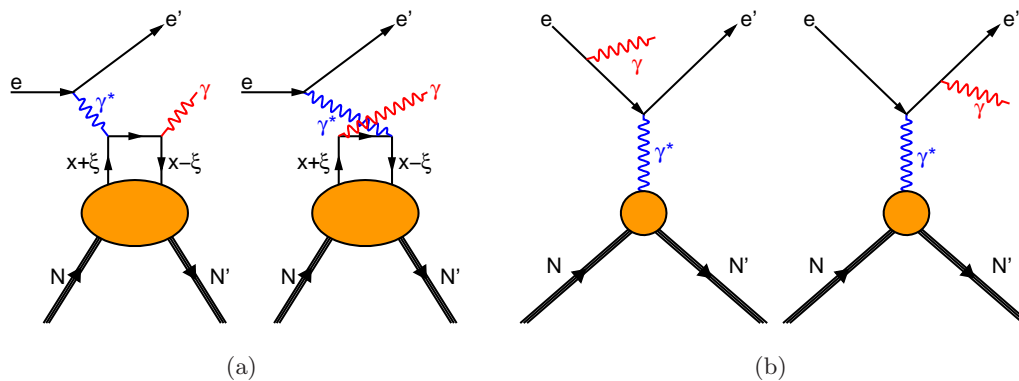


Figure 1. Leading order diagrams for deeply virtual Compton scattering (a) and Bethe-Heitler (b) processes.

Deeply Virtual Compton Scattering (DVCS), the hard exclusive leptonproduction of real photons, e.g., $e^\pm p \rightarrow e^\pm p \gamma$, has the simplest theoretical interpretation in terms of GPDs among the presently experimentally feasible hard exclusive reactions. DVCS amplitudes can be measured through the interference between the DVCS and Bethe-Heitler (BH) processes, in which the photon is radiated from a parton in the former and from the lepton in the latter (see figure 1). These processes have an identical final state. Hence their amplitudes τ_{DVCS} and τ_{BH} add coherently, resulting in an interference term ‘I’ in the cross section for exclusive leptonproduction of real photons. For an unpolarized proton target, the cross section can be written as [11, 12]

$$\frac{d\sigma}{dx_B dQ^2 d|t| d\phi} = \frac{x_B e^6}{32 (2\pi)^4 Q^4 \sqrt{1 + \epsilon^2}} \left[|\tau_{\text{BH}}|^2 + |\tau_{\text{DVCS}}|^2 + \overbrace{\tau_{\text{DVCS}}^* \tau_{\text{BH}} + \tau_{\text{DVCS}} \tau_{\text{BH}}^*}^{\text{I}} \right], \quad (1.1)$$

where e represents the elementary charge and $\epsilon \equiv 2x_B M_p / Q$, with M_p the proton mass. The azimuthal angle ϕ is defined as the angle between the lepton scattering plane and the photon production plane spanned by the trajectories of the virtual and real photons.

The three contributions entering the photon production cross section can be expanded in Fourier series in ϕ . For an unpolarized proton target, they can be written as [12]

$$|\tau_{\text{BH}}|^2 = \frac{K_{\text{BH}}}{\mathcal{P}_1(\phi) \mathcal{P}_2(\phi)} \left\{ \sum_{n=0}^2 c_n^{\text{BH}} \cos(n\phi) \right\}, \quad \text{with} \quad K_{\text{BH}} = \frac{1}{x_B^2 t (1 + \epsilon^2)^2}, \quad (1.2)$$

$$|\tau_{\text{DVCS}}|^2 = \frac{1}{Q^2} \left\{ \sum_{n=0}^2 c_n^{\text{DVCS}} \cos(n\phi) + \lambda s_1^{\text{DVCS}} \sin \phi \right\}, \quad (1.3)$$

$$\text{I} = \frac{-e_\ell K_{\text{I}}}{\mathcal{P}_1(\phi) \mathcal{P}_2(\phi)} \left\{ \sum_{n=0}^3 c_n^{\text{I}} \cos(n\phi) + \sum_{n=1}^2 \lambda s_n^{\text{I}} \sin(n\phi) \right\}, \quad \text{with} \quad K_{\text{I}} = \frac{1}{x_B y t}. \quad (1.4)$$

Here, y is the fraction of the incident lepton energy carried by the virtual photon in the target rest frame, and λ and e_ℓ represent respectively the beam helicity and beam charge in

units of the elementary charge. The Fourier coefficients c_n^{BH} and lepton propagators $\mathcal{P}_1(\phi)$, $\mathcal{P}_2(\phi)$ of the BH term can be calculated within the framework of QED from the kinematic variables and the Dirac and Pauli form factors F_1 and F_2 of the nucleon.

The Fourier coefficients of the interference term (eq. (1.4)) are of greatest interest since they ultimately depend on a linear combination of GPDs, while the coefficients of the squared DVCS term (eq. (1.3)) are bilinear in GPDs. The coefficients

$$s_1^{\text{I}} = 8k \lambda y(2 - y) \text{Im}M^{1,1}, \quad (1.5)$$

$$c_1^{\text{I}} = 8k(2 - 2y + y^2) \text{Re}M^{1,1}, \quad (1.6)$$

are respectively proportional to the imaginary and real parts of $M^{1,1}$, the leading-twist (twist-2) photon-helicity-conserving amplitude of the DVCS process. Here, $M^{\mu,\mu'}$ denotes the helicity amplitude with virtual (real) photon helicity μ (μ'), following the notation of ref. [11]. The kinematic factor $k \propto \sqrt{-t}/Q$ originates from the BH propagators. Note that the sign in eq. (1.6) differs from that in ref. [12] due to the different definition of the azimuthal angle: $\phi = \pi - \phi_{[12]}$. The amplitude $M^{1,1}$ is given by a linear combination of the Compton Form Factors (CFFs) \mathcal{H} , $\tilde{\mathcal{H}}$ and \mathcal{E} :

$$M^{1,1} = F_1(t) \mathcal{H}(\xi, t, Q^2) + \frac{x_B}{2 - x_B} (F_1(t) + F_2(t)) \tilde{\mathcal{H}}(\xi, t, Q^2) - \frac{t}{4M_p^2} F_2(t) \mathcal{E}(\xi, t, Q^2). \quad (1.7)$$

The CFFs are convolutions of the respective twist-2 GPDs H , \tilde{H} or E , with perturbatively calculable hard-scattering amplitudes. These amplitudes have been calculated to next-to-leading order in α_s [13–15]. The contributions from the CFFs $\tilde{\mathcal{H}}$ and \mathcal{E} to the amplitude $M^{1,1}$ are kinematically suppressed compared to that from the CFF \mathcal{H} at small values of x_B and t , respectively.

In addition to s_1^{I} and c_1^{I} , the only other Fourier coefficients related to quark-helicity-conserving twist-2 GPDs are c_0^{I} and c_0^{DVCS} . The coefficient c_0^{I} is also related to $M^{1,1}$. Considering only the dominant CFF \mathcal{H} , c_0^{I} is directly proportional to c_1^{I} via the factor k defined above:

$$c_0^{\text{I}} \propto -k c_1^{\text{I}}. \quad (1.8)$$

The coefficients s_2^{I} , c_2^{I} , s_1^{DVCS} and c_1^{DVCS} are related to twist-3 GPDs. The coefficient s_2^{I} (c_2^{I}) is proportional to the imaginary (real) part of the helicity non-conserving amplitudes $M^{0,\pm 1}$, corresponding to the virtual photon being longitudinal. Conservation of angular momentum is ensured by either the exchange of an additional gluon (genuine or dynamic twist-3) or by the fact that quarks can carry non-zero orbital angular momentum along the collision axis (kinematically suppressed by the same order in $1/Q$), which is possible due to the transverse momentum involved. The part of the twist-3 GPD associated with the latter picture can be related to the twist-2 quark GPDs using the Wandzura-Wilczek (WW) approximation [16] and thus is also known as the WW part of the twist-3 contribution [17].

The Fourier coefficient c_3^{I} is proportional to the real part of the amplitudes $M^{1,-1}$ and $M^{-1,1}$, which do not conserve photon helicity, i.e., both photons are transverse and they have opposite helicity. The induced two units of angular momentum can be accommodated

by gluon helicity-flip. Gluon helicity-flip GPDs do not mix with quark GPDs via Q^2 evolution and thus probe the gluonic properties of the nucleon [10]. They appear at leading twist, but are suppressed by a factor α_s/π . In addition, as in the case of the coefficients discussed above that are kinematically suppressed by $1/Q$, it is possible that the two participating quarks complete the conservation of angular momentum if they carry orbital angular momentum. As they have to account for two units of angular momentum instead of one as above, this process appears at twist-4. The associated twist-4 GPD was found to be calculable in terms of twist-2 quark GPDs using the WW approximation [18]. Similarly, the Fourier coefficient c_2^{DVCS} arises from the twist-2 gluon helicity-flip GPDs with possible contributions from twist-4 quark GPDs.

2 Asymmetries

Previous measurements with a longitudinally (L) polarized positron {electron} beam by HERMES [19] {CLAS [20–22]} on an unpolarized (U) proton target provided access to a combination of s_1^{I} and s_1^{DVCS} via the *single-charge* beam-helicity asymmetry, also denoted as the Beam-Spin Asymmetry (BSA):

$$\begin{aligned} \mathcal{A}_{\text{LU}}(\phi, e_\ell) &\equiv \frac{d\sigma^\rightarrow - d\sigma^\leftarrow}{d\sigma^\rightarrow + d\sigma^\leftarrow} \\ &= \frac{-e_\ell \frac{K_1}{\mathcal{P}_1(\phi)\mathcal{P}_2(\phi)} \left[\sum_{n=1}^2 s_n^{\text{I}} \sin(n\phi) \right] + \frac{1}{Q^2} s_1^{\text{DVCS}} \sin \phi}{\frac{1}{\mathcal{P}_1(\phi)\mathcal{P}_2(\phi)} \left[K_{\text{BH}} \sum_{n=0}^2 c_n^{\text{BH}} \cos(n\phi) - e_\ell K_1 \sum_{n=0}^3 c_n^{\text{I}} \cos(n\phi) \right] + \frac{1}{Q^2} \sum_{n=0}^2 c_n^{\text{DVCS}} \cos(n\phi)}. \end{aligned} \quad (2.1)$$

Here, σ^\rightarrow (σ^\leftarrow) denotes the cross section for a beam with positive (negative) helicity. Predominant $\sin \phi$ dependences with opposite sign have been observed at the two experiments, indicating the dominance of the interference term involving $e_\ell \cdot s_1^{\text{I}}$. However, quantitative access to s_1^{I} is complicated by the presence of s_1^{DVCS} , which is a higher twist-contribution but possibly significant, and by the presence of c_1^{I} and c_0^{I} , i.e., the other Fourier coefficients of interest appearing at leading twist (see eqs. (1.6) and (1.8)).

This entanglement can be avoided by defining the *charge-difference* beam-helicity asymmetry [23]:

$$\begin{aligned} \mathcal{A}_{\text{LU}}^{\text{I}}(\phi) &\equiv \frac{(d\sigma^{+\rightarrow} - d\sigma^{+\leftarrow}) - (d\sigma^{-\rightarrow} - d\sigma^{-\leftarrow})}{(d\sigma^{+\rightarrow} + d\sigma^{+\leftarrow}) + (d\sigma^{-\rightarrow} + d\sigma^{-\leftarrow})} \\ &= \frac{-\frac{K_1}{\mathcal{P}_1(\phi)\mathcal{P}_2(\phi)} \left[\sum_{n=1}^2 s_n^{\text{I}} \sin(n\phi) \right]}{\frac{K_{\text{BH}}}{\mathcal{P}_1(\phi)\mathcal{P}_2(\phi)} \sum_{n=0}^2 c_n^{\text{BH}} \cos(n\phi) + \frac{1}{Q^2} \sum_{n=0}^2 c_n^{\text{DVCS}} \cos(n\phi)}, \end{aligned} \quad (2.2)$$

where the additional $+$ ($-$) superscript on the cross-sections denotes the charge of the lepton beam. This asymmetry has the important advantages that the $\sin \phi$ dependence in the

numerator stems solely from the interference term, as the (higher-twist) $\sin \phi$ dependence of the squared DVCS term cancels, and the denominator no longer contains the leading terms c_1^I and c_0^I . Therefore it gives direct access to linear combinations of GPDs, while another *charge-averaged* asymmetry related to the squared DVCS term provides access to bilinear combinations of GPDs:

$$\begin{aligned} \mathcal{A}_{\text{LU}}^{\text{DVCS}}(\phi) &\equiv \frac{(d\sigma^{+\rightarrow} - d\sigma^{+\leftarrow}) + (d\sigma^{-\rightarrow} - d\sigma^{-\leftarrow})}{(d\sigma^{+\rightarrow} + d\sigma^{+\leftarrow}) + (d\sigma^{-\rightarrow} + d\sigma^{-\leftarrow})} \\ &= \frac{\frac{1}{Q^2} s_1^{\text{DVCS}} \sin \phi}{\frac{K_{\text{BH}}}{\mathcal{P}_1(\phi)\mathcal{P}_2(\phi)} \sum_{n=0}^2 c_n^{\text{BH}} \cos(n\phi) + \frac{1}{Q^2} \sum_{n=0}^2 c_n^{\text{DVCS}} \cos(n\phi)}. \end{aligned} \quad (2.3)$$

The previously extracted [24, 25] Beam-Charge Asymmetry (BCA)

$$\mathcal{A}_{\text{C}}(\phi) \equiv \frac{d\sigma^+ - d\sigma^-}{d\sigma^+ + d\sigma^-} = \frac{-\frac{K_I}{\mathcal{P}_1(\phi)\mathcal{P}_2(\phi)} \sum_{n=0}^3 c_n^I \cos(n\phi)}{\frac{K_{\text{BH}}}{\mathcal{P}_1(\phi)\mathcal{P}_2(\phi)} \sum_{n=0}^2 c_n^{\text{BH}} \cos(n\phi) + \frac{1}{Q^2} \sum_{n=0}^2 c_n^{\text{DVCS}} \cos(n\phi)} \quad (2.4)$$

provides access to the real part of the DVCS amplitude via c_n^I .

3 Event selection

The data were collected during the years 1996–2005 with the HERMES spectrometer [26] using the longitudinally polarized 27.6 GeV electron and positron beams provided by the HERA accelerator facility at DESY. The hydrogen gas target was either unpolarized, longitudinally or transversely nuclear-polarized. However, the time averaged polarization of the polarized targets was negligible, while the rapid (60 – 180 s) reversal of the polarization direction minimized polarization bias due to detector effects. The polarization direction of the beam was reversed about every two months. The integrated luminosity for the electron (positron) data sample corresponds to about 106 pb⁻¹ (292 pb⁻¹) with an average magnitude of the beam polarization of 30.0 % (49.4 %). The latter has a mean fractional systematic uncertainty of 2.8 %.

A brief description of the event selection is given here. More details can be found in refs. [24, 27]. Events are selected with exactly one photon producing an energy deposition larger than 5 GeV (1 MeV) in the calorimeter (preshower detector) and one charged track, identified as the scattered lepton, in the kinematic range $1 \text{ GeV}^2 < Q^2 < 10 \text{ GeV}^2$, $0.03 < x_B < 0.35$, $W > 3 \text{ GeV}$ and $\nu < 22 \text{ GeV}$. Here, W denotes the invariant mass of the initial photon-nucleon system and ν denotes the virtual-photon energy in the target rest frame. The angle $\theta_{\gamma^* \gamma}$ between the real and the virtual photon is constrained to be between 5 and 45 mrad. The recoiling proton is not detected. An ‘exclusive’ sample of events is selected by the requirement that the squared missing mass M_X^2 of the reaction $e^\pm p \rightarrow e^\pm \gamma X$ corresponds to the squared proton mass. The resolution in M_X^2 is limited by the energy

resolution of the real photon in the calorimeter. Correspondingly, the exclusive region is defined as $-(1.5 \text{ GeV})^2 < M_X^2 < (1.7 \text{ GeV})^2$, as determined from signal-to-background studies using a Monte Carlo (MC) simulation. For elastic events (leaving the proton intact), the kinematic relationship between the energy and direction of the real photon permits t to be calculated without using the measured energy of the real photon, which is the quantity subject to the largest uncertainty. Thus, the value of t is calculated as

$$t = \frac{-Q^2 - 2\nu(\nu - \sqrt{\nu^2 + Q^2} \cos \theta_{\gamma^* \gamma})}{1 + \frac{1}{M_p}(\nu - \sqrt{\nu^2 + Q^2} \cos \theta_{\gamma^* \gamma})} \quad (3.1)$$

for the exclusive event sample. The quantity $-t$ is required to be smaller than 0.7 GeV^2 . The error caused by applying this expression to inelastic events is accounted for in the MC simulation that is used to calculate the fractional contribution of background processes per kinematic bin in x_B, Q^2 , and $-t$.

4 Extraction of asymmetry amplitudes

The experimental yield \mathcal{N} can be parameterized as

$$\mathcal{N}(e_\ell, P_\ell, \phi) = \mathcal{L}(e_\ell, P_\ell) \eta(e_\ell, \phi) \sigma_{\text{UU}}(\phi) \times [1 + P_\ell \mathcal{A}_{\text{LU}}^{\text{DVCS}}(\phi) + e_\ell P_\ell \mathcal{A}_{\text{LU}}^{\text{I}}(\phi) + e_\ell \mathcal{A}_{\text{C}}(\phi)]. \quad (4.1)$$

Here, \mathcal{L} is the integrated luminosity, η the detection efficiency, P_ℓ the beam polarization and σ_{UU} the cross section for an unpolarized target averaged over both beam charges and helicities. The asymmetries $\mathcal{A}_{\text{LU}}^{\text{I}}(\phi)$, $\mathcal{A}_{\text{LU}}^{\text{DVCS}}(\phi)$, and $\mathcal{A}_{\text{C}}(\phi)$ relate to the Fourier coefficients in eqs. (1.2)–(1.4) according to eqs. (2.2)–(2.4). They are expanded in ϕ as

$$\mathcal{A}_{\text{LU}}^{\text{I}}(\phi) \simeq \sum_{n=1}^2 A_{\text{LU,I}}^{\sin(n\phi)} \sin(n\phi) + \sum_{n=0}^1 A_{\text{LU,I}}^{\cos(n\phi)} \cos(n\phi), \quad (4.2)$$

$$\mathcal{A}_{\text{LU}}^{\text{DVCS}}(\phi) \simeq \sum_{n=1}^2 A_{\text{LU,DVCS}}^{\sin(n\phi)} \sin(n\phi) + \sum_{n=0}^1 A_{\text{LU,DVCS}}^{\cos(n\phi)} \cos(n\phi), \quad (4.3)$$

$$\mathcal{A}_{\text{C}}(\phi) \simeq \sum_{n=0}^3 A_{\text{C}}^{\cos(n\phi)} \cos(n\phi) + A_{\text{C}}^{\sin \phi} \sin \phi, \quad (4.4)$$

where the approximation is due to the truncation of the in general infinite Fourier series caused by the azimuthal dependences in the denominators of eqs. (2.2)–(2.4). The asymmetry amplitudes $A_{\text{LU,I}}^{\sin \phi}$, $A_{\text{C}}^{\cos \phi}$ and $A_{\text{C}}^{\cos(0\phi)}$ relate to the twist-2 Fourier coefficients of the interference term appearing in eq. (1.4) and further developed in eqs. (1.5), (1.6) and (1.8), respectively. The asymmetry amplitudes $A_{\text{LU,DVCS}}^{\sin \phi}$, $A_{\text{LU,I}}^{\sin(2\phi)}$, $A_{\text{C}}^{\cos(2\phi)}$ and $A_{\text{C}}^{\cos(3\phi)}$ are related to other Fourier coefficients in eqs. (1.3) and (1.4), which are also explained above. The remaining asymmetry amplitudes are expected to be zero but were introduced to test for instrumentally induced harmonics. (The asymmetry amplitude $A_{\text{LU,DVCS}}^{\sin(2\phi)}$ can, in addition, arise through the interplay of numerator and denominator in eq. (2.3) if the twist-3 Fourier coefficient s_1^{DVCS} has a sizeable value.) Comparison of predictions based

on GPD models to data for either asymmetry amplitudes or the Fourier coefficients in eqs. (1.3) and (1.4) provides similar information, as the asymmetry amplitudes relate to the corresponding Fourier coefficients in an approximately model-independent way. This is due to the fact that the BH coefficients c_n^{BH} and lepton propagators are precisely calculable, and that in the kinematic region of HERMES the contributions from the squared DVCS term in the denominators of eqs. (2.2)–(2.4) are expected to be much smaller than the BH contributions [28].

The extraction of the asymmetry amplitudes in each kinematic bin of x_B , Q^2 and t is based on the maximum likelihood technique [29], providing a bin-free fit in ϕ to the data. Its application here is explained in detail in ref. [25]. In the fit, weights were introduced to account for luminosity imbalances with respect to beam charge and polarization. No balancing procedure was required for the target polarization, as the time averaged polarization was negligible as mentioned above.

5 Background corrections and systematic uncertainties

Each extracted asymmetry amplitude A is corrected, in each kinematic bin, for the contribution of semi-inclusive and exclusive background, which is mostly due to the production of π^0 and η mesons. The background-corrected amplitude is calculated as

$$A_{\text{corr}} = \frac{A - f_{\text{semi}}A_{\text{semi}} - f_{\text{excl}}A_{\text{excl}}}{1 - f_{\text{semi}} - f_{\text{excl}}}. \quad (5.1)$$

The fraction f_{semi} of semi-inclusive background per bin is calculated using a MC simulation described in detail in ref. [25]. It varies between 0.6% and 12.7% depending on the kinematic bin, with an average value of 3.3%. Based on the model in ref. [30], the fraction f_{excl} of exclusive background is estimated in each kinematic bin and found to be below 0.7% everywhere. A direct search for exclusive neutral pions in the HERMES data supports this estimate [31]. The semi-inclusive (exclusive) background can have a non-zero asymmetry A_{semi} (A_{excl}), as has been measured for, e.g., the semi-inclusive production of π^0 mesons, which exhibits a sinusoidal ϕ dependence on the beam helicity [32]. The beam-charge-dependent background asymmetry is zero at leading order QED. Hence the contributions from semi-inclusive and exclusive background constitute a dilution of \mathcal{A}_C and effectively also of $\mathcal{A}_{\text{LU}}^{\text{I}}$, as the latter involves only charge differences. In order to correct $\mathcal{A}_{\text{LU}}^{\text{DVCS}}$ for the semi-inclusive background, the size of the beam-helicity asymmetry for this background is extracted from data by reconstructing neutral pions with a large fractional energy $E_{\pi^0}/\nu > 0.8$ (see ref. [25] for details). For the exclusive background, the asymmetry cannot be extracted from data due to the small yield of exclusive pions. As the asymmetry is in the range $[-1,1]$, a value of zero is assumed with a “statistical” uncertainty of $2/\sqrt{12}$, i.e., one standard deviation for a uniform distribution. The statistical uncertainty on the total correction due to the statistical uncertainties in the background fractions and asymmetries is propagated as a contribution to the final statistical uncertainty. In addition, half the size of the actual correction is assigned as systematic uncertainty to account for assumptions and approximations inherent in the approach.

Amplitude	$A \pm \delta(\text{stat.}) \pm \delta(\text{syst.})$	Missing mass shift	Background corr.	Alignment, acceptance, bin width
$A_{\text{LU,I}}^{\sin\phi}$	$-0.224 \pm 0.028 \pm 0.020$	0.001	0.005	0.019
$A_{\text{LU,DVCS}}^{\sin\phi}$	$0.043 \pm 0.028 \pm 0.004$	0.000	0.004	0.000
$A_{\text{C}}^{\cos(0\phi)}$	$-0.020 \pm 0.006 \pm 0.008$	0.004	0.000	0.007
$A_{\text{C}}^{\cos\phi}$	$0.055 \pm 0.009 \pm 0.004$	0.001	0.001	0.003

Table 1. Overall values of the asymmetry amplitudes of greatest interest, at average kinematics $\langle -t \rangle = 0.12 \text{ GeV}^2$, $\langle x_B \rangle = 0.10$, and $\langle Q^2 \rangle = 2.46 \text{ GeV}^2$. The rightmost three columns present dominant contributions to the systematic uncertainties. Not included is a 2.8% scale uncertainty of the beam-helicity asymmetries due to the beam polarization measurement.

The dominant systematic uncertainty for the amplitude $A_{\text{LU,DVCS}}^{\sin\phi}$ is due to the background correction. In the case of $A_{\text{LU,I}}^{\sin(n\phi)}$ and $A_{\text{C}}^{\cos(n\phi)}$, the systematic uncertainty is predominantly due to the combined contributions of possible deviations of the detector and/or the beam from their nominal positions (‘alignment’), detector acceptance including smearing, and finite bin width in x_B, t and Q^2 . The systematic uncertainty arising from these combined contributions is estimated by MC simulations using the GPD model described in ref. [33]. Note that a mistake has been found in this GPD model [34]. However, the model of ref. [33] described HERMES beam-charge [25] and preliminary (single charge) beam-helicity asymmetries [35] and thus is considered adequate for systematic studies. In each bin, the systematic uncertainty is taken as the difference between the model predictions at the mean kinematic value of that bin and the respective amplitude extracted from the reconstructed MC data.

Further systematic uncertainties arise from an observed relative shift of the squared missing-mass spectra between the electron and positron sample, with a magnitude of approximately 0.2 GeV^2 [36]. The boundaries defining the exclusive sample in the missing mass spectra were adjusted to account for this shift. One quarter of the effect on the extracted asymmetries is applied as systematic uncertainty. The impact of both trigger and tracking inefficiencies was studied and found to be negligible. Also not included is any contribution due to additional QED vertices, as the most significant of these has been estimated to be negligible in the case of helicity asymmetries [37]. The systematic uncertainties are added in quadrature and given in table 1.

6 Results

Table 1 presents the asymmetry amplitudes of greatest interest extracted in the entire HERMES kinematic acceptance (‘overall’ results). The $\sin\phi$ amplitude of the beam-helicity asymmetry sensitive to the interference term is shown in the first row of figure 2. It exhibits a large overall value of $A_{\text{LU,I}}^{\sin\phi} = -0.224 \pm 0.028(\text{stat.}) \pm 0.020(\text{syst.})$, with no significant dependence on any of the kinematic variables $-t$, x_B , and Q^2 . This implies a rather strong dependence of this amplitude on t for smaller values of $-t$, as the asymmetry amplitude has to vanish in the limit of vanishing $-t$ due to the vanishing factor k in eq. (1.5). (In the limit of vanishing t , c_0^{BH} remains finite and the dependences of K_{BH} , K_{I} , $\mathcal{P}_1(\phi)$ and $\mathcal{P}_2(\phi)$ on t cancel in eq. (2.2).) The $\sin\phi$ amplitude of the beam-helicity asymmetry

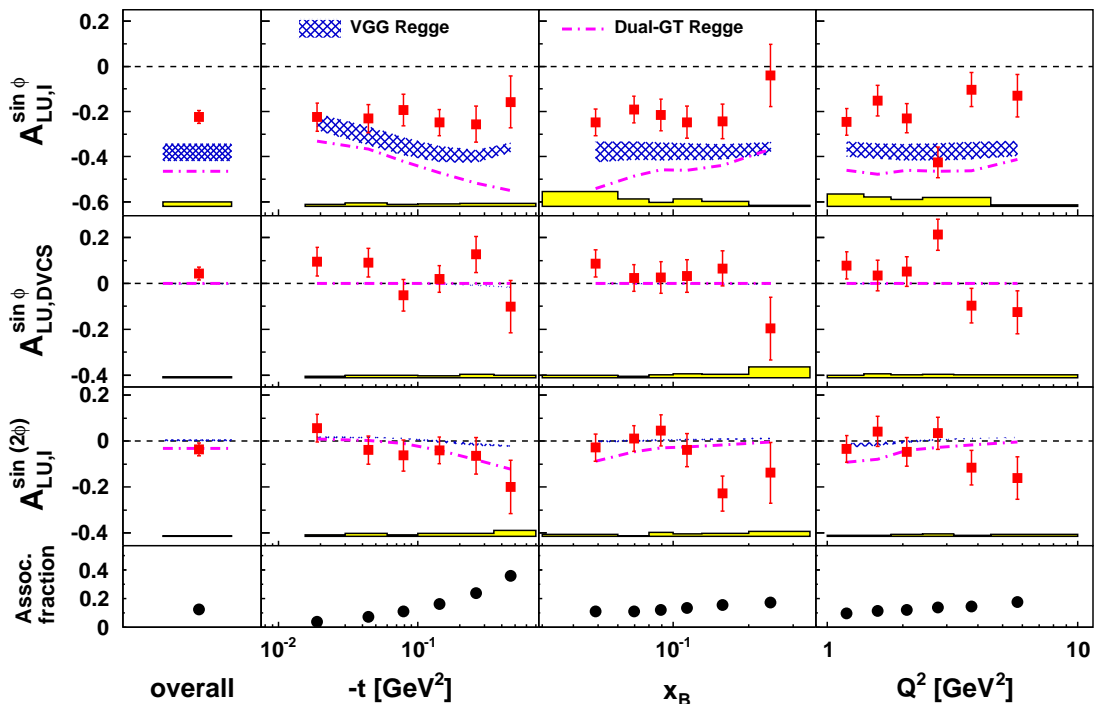


Figure 2. The first (second) row shows the $\sin \phi$ amplitude of the beam-helicity asymmetry $A_{LU,I}$ ($A_{LU,DVCS}$), which is sensitive to the interference term (squared DVCS term), extracted from the 1996–2005 hydrogen data in the entire experimental acceptance, and as a function of $-t$, x_B , and Q^2 . The third row shows the $\sin 2\phi$ amplitude of $A_{LU,I}$. The error bars (bands) represent the statistical (systematic) uncertainties. Not included is a 2.8% scale uncertainty due to the beam polarization measurement. The calculations are based on the recently corrected minimal implementation [33, 34] of a dual-parameterization GPD model (Dual-GT) and on a GPD model [30, 38] based on double-distributions (VGG). Both models use a Regge-motivated t -dependence. The band for the VGG model results from varying the parameters b_{val} and b_{sea} between unity and infinity. The bottom row shows the fractional contribution of associated BH production as obtained from a MC simulation.

sensitive to the squared DVCS term is shown in the second row of figure 2. It also shows no kinematic dependence, with an overall value of $A_{LU,DVCS}^{\sin \phi} = 0.043 \pm 0.028(\text{stat.}) \pm 0.004(\text{sys.})$. As explained above (see eq. (2.1)), the beam-helicity asymmetries measured previously with a single beam-charge are sensitive only to the combination of the results presented here, i.e., the single-beam-charge results are given as

$$A_{LU}^{\sin \phi}(e_\ell) \approx e_\ell A_{LU,I}^{\sin \phi} + A_{LU,DVCS}^{\sin \phi}, \quad (6.1)$$

if the contributions c_n^I from the interference term in the denominator of eq. (2.1) can be neglected. Previous HERMES measurements [24, 25] found these contributions to be small compared to the remainder of the denominator, and a more precise constraint is presented below. Using the present data, the separate analysis of the positron {electron} data yields values for $A_{LU}^{\sin \phi}(e_\ell)$ of $-0.177 \pm 0.022(\text{stat.})$ { $0.255 \pm 0.051(\text{stat.})$ }, in agreement with $-0.181 \pm 0.046(\text{stat.})$ { $0.267 \pm 0.065(\text{stat.})$ } calculated from eq. (6.1) neglecting correlations from the commonality of the data sets.

The $\sin 2\phi$ amplitude of $A_{\text{LU,I}}$ is shown in the third row of figure 2. It has an overall value consistent with zero ($-0.035 \pm 0.028 \pm 0.002$) and thus, as expected, is much smaller than the corresponding $\sin \phi$ amplitude. Those asymmetry amplitudes included in eqs. (4.2)–(4.4) as tests for instrumental effects are found to be compatible with zero.

The data in figure 2 are compared with theoretical calculations to leading order in QED and QCD. In the GPD based model (VGG) described in refs. [30, 38], the dependences on ξ and t are factorized while those on x and t may be entangled when a Regge-motivated ansatz is invoked. The model is formulated as a double distribution [1, 3] complemented by a D-term [39], where the kernel of the double distribution contains a profile function [40, 41] that determines the dependence on ξ , controlled by a parameter b [42]. In the limit $b \rightarrow \infty$ the GPD is independent of ξ . Note that b_{val} (b_{sea}) is a free parameter for the valence (sea) quarks and thus can be used as a fit parameter in the extraction of GPDs from hard-electroproduction data.

In each kinematic bin, a range of theoretical predictions was calculated [43] by varying the model parameters of only the GPD H , since these data are sensitive mostly to this GPD as explained above. Variants of the model are distinguished by differences in the t dependence of the GPD H , for which either a simple ansatz is used where the t dependence factorizes from the dependence on the other kinematic variables, or the Regge-motivated ansatz is employed. Since the differences are found to be small for all amplitudes shown in figure 2, only the results based on the latter ansatz (VGG Regge) are displayed. The broad width of the bands is due to the fact that the parameters b_{val} and b_{sea} were varied between unity and infinity, with the variation in b_{sea} having the strongest effect. Note that including or neglecting the D-term in the GPD model does not change the result since it contributes only to the real part of the DVCS amplitude. The other model presented here (Dual-GT) is based on the corrected [34] minimal implementation [33] of the dual parameterization GPD model [44], in which the dependence on ξ is factorized from the dependences on x and t . The t dependence in this model is also Regge-motivated. All models overestimate the magnitude of $A_{\text{LU,I}}^{\sin \phi}$ by approximately a factor of two. They are consistent with the observed shapes of the kinematic dependences on x_B and Q^2 (but not t). The part of the VGG band closest to the data, i.e., with the smallest absolute amplitude, corresponds to $b_{\text{sea}} = \infty$. Note that these models are for the elastic part of the cross section only while this measurement includes associated production in which the nucleon in the final state is excited to a resonant state. In the following it is considered whether the contribution from associated production can account for the observed discrepancies between model predictions and data.

The bottom row of figure 2 shows the estimated fractional contribution from associated BH production in each kinematic bin, calculated using MC simulations described in ref. [25]. The overall value is about 12%. In an attempt to estimate $A_{\text{LU,I}}^{\sin \phi}$ in elastic and associated production separately, the strong dependence of the fractional contributions of elastic and associated production on the missing mass value in the exclusive region $-(1.5 \text{ GeV})^2 < M_X^2 < (1.7 \text{ GeV})^2$ can be utilized. The exclusive region can be split in several bins, each bin with its background-corrected amplitude $A_{\text{corr}} = f_{\text{elas}} A_{\text{elas}} + f_{\text{asso}} A_{\text{asso}}$. The fraction f_{elas} (f_{asso}) of elastic (associated) production per bin is taken from the MC simulation, in which

the DVCS process is not implemented because the BH cross section is expected to dominate that of DVCS not only for elastic but also for associated production [45]. Assuming that the values of $A_{LU,I}^{\sin\phi}$ for elastic and associated production do not depend on M_X^2 , the two unknown amplitudes A_{elas} and A_{asso} are extracted from the five equations corresponding to the five M_X^2 -bins. The resulting overall $\sin\phi$ amplitude from elastic production is found to be -0.209 ± 0.066 and thus hardly differs from that reported in table 1, while the one from associated production can only be constrained to be between -0.68 and 0.09 within one standard deviation in the statistical uncertainty. According to theoretical calculations [45] a correction factor of 1.1 has to be applied to the measured beam-helicity asymmetry in HERMES kinematics due to the Δ resonance region ($W < 1.35$ GeV). For the associated DVCS amplitude these calculations are based on a model for transition GPDs, which are related to those on the nucleon within this model. Thus neither the extracted $\sin\phi$ amplitudes A_{elas} and A_{asso} nor model calculations support extreme scenarios in which the $\sin\phi$ amplitude from associated production has an overall value of unity, which would be required to obtain a $\sin\phi$ amplitude for elastic production as large as the value -0.39 or more predicted by the models shown. Thus associated production cannot account for the overestimate of the asymmetry amplitudes by the models.

A promising alternative to comparing the data with existing models is to use a flexible GPD parameterization and perform a global fit to all DVCS data. First steps in this direction have been made [46–50], one of which found that a preliminary HERMES result on the $\sin\phi$ amplitude of the beam helicity asymmetry for a single charge (positron) [35] can be described by a fit to other DVCS data [48]. In order to provide additional input for future fits, in particular for the entangled ξ and $-t$ dependences of GPDs, the amplitudes already presented in figure 2 are shown in figure 3 as a function of $-t$ for three different ranges of x_B . The possibly negative $\sin 2\phi$ amplitude for the largest x_B bins in figure 2 is found to be independent of t in the lower right panel of figure 3.

The $\cos(n\phi)$ amplitudes ($n = 0-3$) of the beam charge asymmetry are shown in figure 4. The $\cos(0\phi)$ and the $\cos\phi$ amplitudes, i.e., the amplitudes related to twist-2 GPDs, are zero at small values of $-t$ and become non-zero with increasing values of $-t$, with opposite sign and smaller magnitude for $\cos(0\phi)$ as expected from eq. (1.8). It is interesting to note that $A_C^{\cos\phi}$ and $A_{LU,I}^{\sin\phi}$ show a fundamentally different dependence on $-t$, despite relating to the real and imaginary parts of the twist-2 helicity-conserving DVCS amplitude via the same factor $k \propto \sqrt{-t}/Q$ in eq. (1.6) and eq. (1.5), respectively. The $\cos\phi$ amplitude does not exhibit any kinematic dependence on x_B or Q^2 . It is in agreement with the earlier HERMES measurements based on subsamples of the data used in this analysis [24, 25]. The $\cos(2\phi)$ amplitude, which is related to twist-3 GPDs, is suppressed as expected and found to be compatible with zero. Also, the $\cos(3\phi)$ amplitude, which is related to gluon helicity-flip GPDs, is found to be consistent with zero. No striking additional features are observed in figure 5 where the $\cos(n\phi)$ amplitudes are shown as a function of $-t$ for three distinct x_B ranges.

The theoretical calculations shown in figure 4 are based on either the Dual-GT or the VGG model. For the VGG model the parameter settings $b_{\text{val}} = \infty$ and $b_{\text{sea}} = 1$ are used and the contribution from the D-term is set to zero, as only this set of parameters yields a

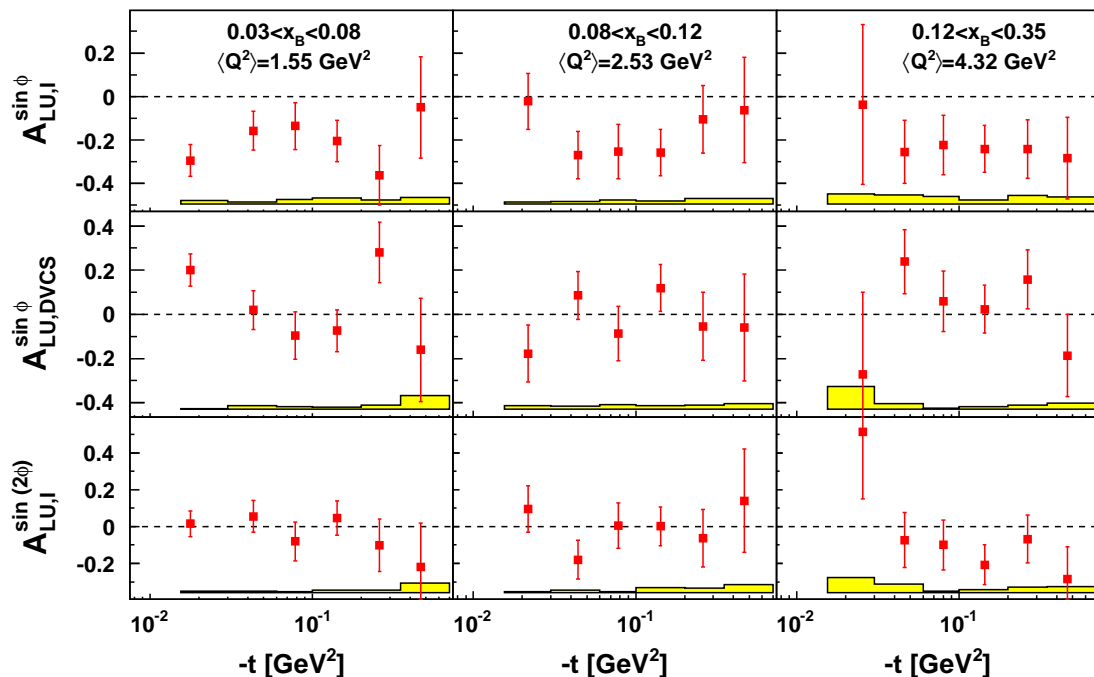


Figure 3. The first (second) row shows the $\sin \phi$ amplitude of the beam-helicity asymmetry $A_{LU,I}$ ($A_{LU,DVCS}$) sensitive to the interference term (squared DVCS term), extracted from the 1996–2005 hydrogen data as a function of $-t$ for three x_B ranges. Correspondingly, the third row shows the $\sin(2\phi)$ amplitude of $A_{LU,I}$. The error bars (bands) represent the statistical (systematic) uncertainties. Not included is a 2.8% scale uncertainty due to the beam polarization measurement.

good description of the BCA data [24, 25]. Note that the same set, in particular the setting $b_{\text{sea}} = 1$, leads to amplitudes with the largest magnitude among those represented in the bands in the top row of figure 2, i.e., it clearly does not describe the data related to the imaginary part of the DVCS amplitude. It appears that additional degrees of freedom in the calculation of the BCA, such as the value assigned to the D-term, allow the VGG model to be tuned to resemble the BCA data. Similarly, the Dual-GT model does not describe the data in figure 2 but is in reasonable agreement with the BCA data shown in figure 4. (The sudden increase of the $\cos \phi$ amplitude predicted by this model in the highest x_B and Q^2 bins might be due to the fact that this model is designed for small and medium values of x_B up to 0.2.) While the increase {decrease} of the $\cos \phi$ { $\cos(0\phi)$ } amplitude with $-t$ is well reproduced within these models, the contribution of associated processes not included in these models is expected to also increase with $-t$ as shown in the bottom row.

7 Summary

Previously unmeasured charge-difference and charge-averaged beam-helicity asymmetries in hard electroproduction of real photons from an unpolarized proton target are extracted from data taken with electron and positron beams. The $\sin \phi$ amplitudes of these beam-helicity asymmetries are sensitive to the interference term (twist-2) and to the squared

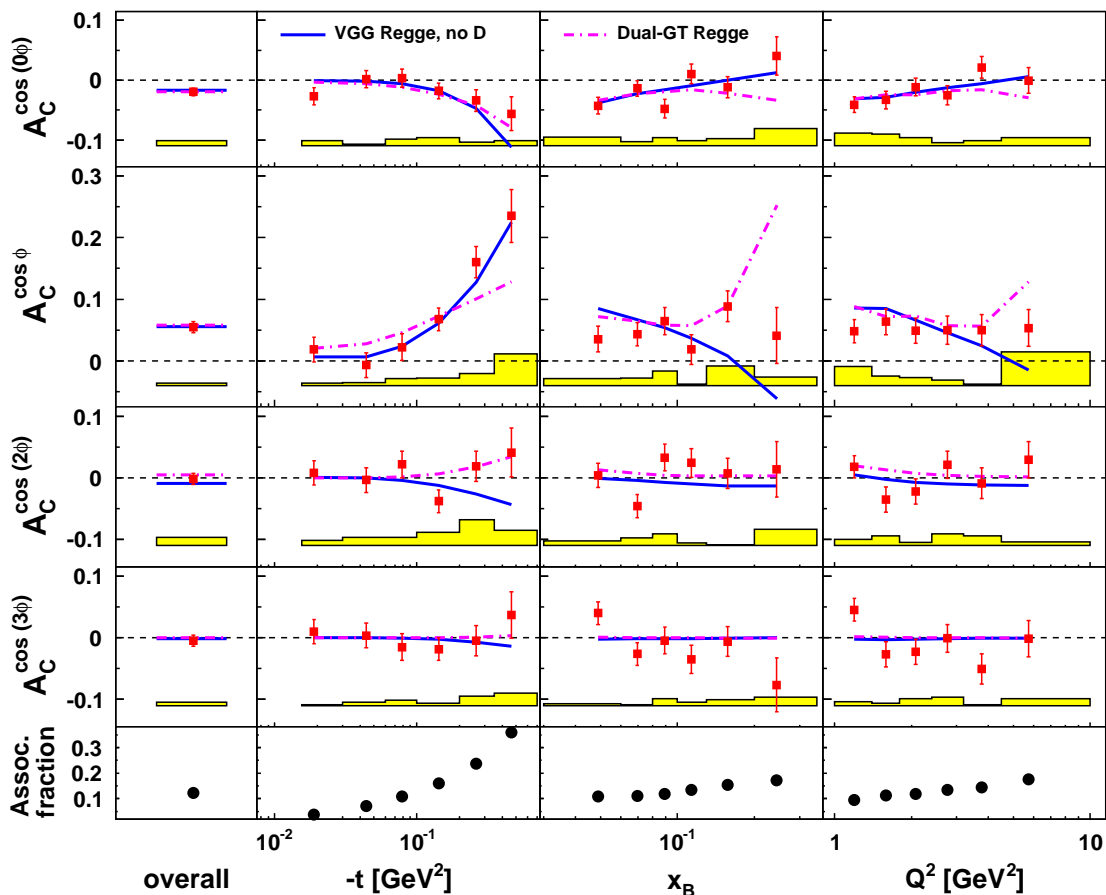


Figure 4. The $\cos(n\phi)$ amplitude ($n = 0-3$) of the beam-charge asymmetry A_C , extracted from the 1996–2005 hydrogen data in the entire experimental acceptance, and as a function of $-t$, x_B , and Q^2 . The error bars (bands) represent the statistical (systematic) uncertainties. The theoretical calculations are based on the models that are unable to describe the data in figure 2. For the VGG model the parameter settings $b_{\text{val}} = \infty$ and $b_{\text{sea}} = 1$ are used and the contribution from the D-term is set to zero. The bottom row shows the fractional contribution of associated BH production as obtained from a MC simulation.

DVCS term (twist-3), respectively, whereas earlier measured beam-helicity asymmetries with a single beam-charge are sensitive to only their linear combination. In addition, the most precise determination of the beam-charge asymmetry is presented, which provides access to the real part of the DVCS amplitude. The GPD models presented are not able to describe the $\sin \phi$ amplitude sensitive to the interference term, while they can be adjusted to resemble the results on the beam-charge asymmetry, presumably because the model calculations have additional degrees of freedom in the latter case. The amplitudes related to higher-twist or gluon helicity-flip GPDs are found to be compatible with zero. The results presented on these charge-decomposed beam-helicity asymmetries and on the high-precision beam-charge asymmetry have the potential to considerably constrain the GPD H when used in comparison with future GPD models or as input to global fits.

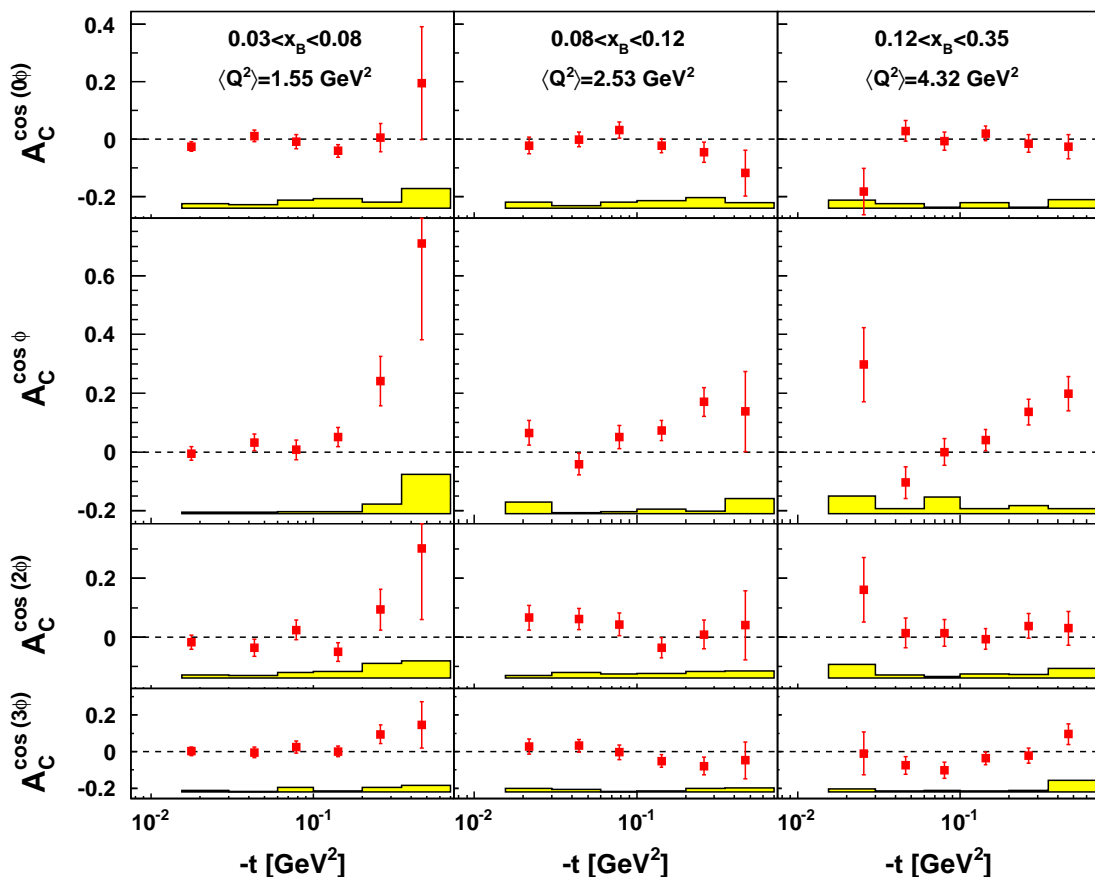


Figure 5. The $\cos(n\phi)$ amplitude ($n = 0-3$) of the beam-charge asymmetry A_C , extracted from the 1996–2005 hydrogen data as a function of $-t$ for three x_B ranges. The error bars (bands) represent the statistical (systematic) uncertainties.

Acknowledgments

We gratefully acknowledge the DESY management for its support and the staff at DESY and the collaborating institutions for their significant effort. This work was supported by the FWO-Flanders and IWT, Belgium; the Natural Sciences and Engineering Research Council of Canada; the National Natural Science Foundation of China; the Alexander von Humboldt Stiftung; the German Bundesministerium für Bildung und Forschung (BMBF); the Deutsche Forschungsgemeinschaft (DFG); the Italian Istituto Nazionale di Fisica Nucleare (INFN); the MEXT, JSPS, and G-COE of Japan; the Dutch Foundation for Fundamenteel Onderzoek der Materie (FOM); the U.K. Engineering and Physical Sciences Research Council, the Science and Technology Facilities Council, and the Scottish Universities Physics Alliance; the U.S. Department of Energy (DOE) and the National Science Foundation (NSF); the Russian Academy of Science and the Russian Federal Agency for Science and Innovations; the Ministry of Economy and the Ministry of Education and Science of Armenia; and the European Community–Research Infrastructure Activity under the FP6 “Structuring the European Research Area” program (HadronPhysics, contract number RII3-CT-2004-506078).

A Tables of results

kinematic bin		$\langle -t \rangle$ [GeV ²]	$\langle x_B \rangle$	$\langle Q^2 \rangle$ [GeV ²]	$A_{LU,I}^{\sin \phi}$ $\pm \delta(\text{stat.}) \pm \delta(\text{syst.})$	$A_{LU,DVCS}^{\sin \phi}$ $\pm \delta(\text{stat.}) \pm \delta(\text{syst.})$	$A_{LU,I}^{\sin(2\phi)}$ $\pm \delta(\text{stat.}) \pm \delta(\text{syst.})$
overall		-0.12	0.10	2.46	$-0.224 \pm 0.028 \pm 0.020$	$0.043 \pm 0.028 \pm 0.004$	$-0.035 \pm 0.028 \pm 0.002$
$-t$ [GeV ²]	0.00 – 0.03	-0.02	0.07	1.71	$-0.225 \pm 0.062 \pm 0.010$	$0.095 \pm 0.062 \pm 0.007$	$0.057 \pm 0.061 \pm 0.006$
	0.03 – 0.06	-0.04	0.09	2.22	$-0.231 \pm 0.063 \pm 0.016$	$0.091 \pm 0.062 \pm 0.010$	$-0.039 \pm 0.061 \pm 0.012$
	0.06 – 0.10	-0.08	0.10	2.44	$-0.193 \pm 0.069 \pm 0.009$	$-0.051 \pm 0.069 \pm 0.011$	$-0.063 \pm 0.068 \pm 0.006$
	0.10 – 0.20	-0.14	0.11	2.72	$-0.249 \pm 0.059 \pm 0.013$	$0.020 \pm 0.058 \pm 0.008$	$-0.041 \pm 0.058 \pm 0.012$
	0.20 – 0.35	-0.26	0.12	3.13	$-0.256 \pm 0.080 \pm 0.013$	$0.126 \pm 0.079 \pm 0.015$	$-0.065 \pm 0.080 \pm 0.013$
	0.35 – 0.70	-0.46	0.12	3.63	$-0.158 \pm 0.115 \pm 0.013$	$-0.101 \pm 0.114 \pm 0.010$	$-0.201 \pm 0.116 \pm 0.025$
x_B	0.03 – 0.06	-0.10	0.05	1.34	$-0.248 \pm 0.060 \pm 0.067$	$0.087 \pm 0.059 \pm 0.011$	$-0.028 \pm 0.059 \pm 0.008$
	0.06 – 0.08	-0.09	0.07	1.78	$-0.191 \pm 0.059 \pm 0.034$	$0.023 \pm 0.058 \pm 0.007$	$0.011 \pm 0.057 \pm 0.003$
	0.08 – 0.10	-0.11	0.09	2.30	$-0.215 \pm 0.069 \pm 0.018$	$0.026 \pm 0.069 \pm 0.014$	$0.046 \pm 0.068 \pm 0.018$
	0.10 – 0.13	-0.12	0.11	2.92	$-0.248 \pm 0.071 \pm 0.032$	$0.033 \pm 0.071 \pm 0.016$	$-0.039 \pm 0.072 \pm 0.010$
	0.13 – 0.20	-0.16	0.16	4.04	$-0.244 \pm 0.077 \pm 0.023$	$0.066 \pm 0.077 \pm 0.016$	$-0.229 \pm 0.076 \pm 0.012$
	0.20 – 0.35	-0.23	0.24	6.11	$-0.040 \pm 0.139 \pm 0.005$	$-0.196 \pm 0.137 \pm 0.048$	$-0.138 \pm 0.132 \pm 0.022$
Q^2 [GeV ²]	1.0 – 1.4	-0.08	0.05	1.20	$-0.247 \pm 0.059 \pm 0.055$	$0.078 \pm 0.059 \pm 0.010$	$-0.034 \pm 0.058 \pm 0.005$
	1.4 – 1.8	-0.10	0.07	1.59	$-0.151 \pm 0.067 \pm 0.042$	$0.034 \pm 0.067 \pm 0.016$	$0.042 \pm 0.066 \pm 0.004$
	1.8 – 2.4	-0.11	0.08	2.08	$-0.230 \pm 0.064 \pm 0.031$	$0.052 \pm 0.064 \pm 0.013$	$-0.047 \pm 0.062 \pm 0.009$
	2.4 – 3.2	-0.13	0.10	2.77	$-0.425 \pm 0.068 \pm 0.041$	$0.212 \pm 0.068 \pm 0.015$	$0.034 \pm 0.070 \pm 0.011$
	3.2 – 4.5	-0.15	0.13	3.76	$-0.103 \pm 0.076 \pm 0.040$	$-0.097 \pm 0.075 \pm 0.012$	$-0.116 \pm 0.076 \pm 0.003$
	4.5 – 10.	-0.22	0.20	5.75	$-0.129 \pm 0.094 \pm 0.008$	$-0.125 \pm 0.093 \pm 0.013$	$-0.161 \pm 0.092 \pm 0.009$

Table 2. Bin sizes, average kinematic values and results of the asymmetry amplitudes presented in figure 2.

kinematic bin		$\langle -t \rangle$ [GeV ²]	$\langle x_B \rangle$	$\langle Q^2 \rangle$ [GeV ²]	$A_{LU,I}^{\sin \phi}$ $\pm \delta(\text{stat.}) \pm \delta(\text{syst.})$	$A_{LU,DVCS}^{\sin \phi}$ $\pm \delta(\text{stat.}) \pm \delta(\text{syst.})$	$A_{LU,I}^{\sin(2\phi)}$ $\pm \delta(\text{stat.}) \pm \delta(\text{syst.})$
$-t$ [GeV ²] $0.03 < x_B < 0.08$	0.00 – 0.03	-0.02	0.06	1.47	$-0.295 \pm 0.073 \pm 0.016$	$0.201 \pm 0.072 \pm 0.004$	$0.015 \pm 0.071 \pm 0.008$
	0.03 – 0.06	-0.04	0.06	1.56	$-0.158 \pm 0.089 \pm 0.010$	$0.019 \pm 0.089 \pm 0.017$	$0.056 \pm 0.085 \pm 0.010$
	0.06 – 0.10	-0.08	0.06	1.55	$-0.136 \pm 0.108 \pm 0.022$	$-0.096 \pm 0.107 \pm 0.011$	$-0.081 \pm 0.106 \pm 0.006$
	0.10 – 0.20	-0.14	0.06	1.57	$-0.206 \pm 0.095 \pm 0.027$	$-0.074 \pm 0.095 \pm 0.010$	$0.046 \pm 0.093 \pm 0.014$
	0.20 – 0.35	-0.26	0.06	1.69	$-0.362 \pm 0.137 \pm 0.019$	$0.280 \pm 0.137 \pm 0.018$	$-0.101 \pm 0.143 \pm 0.015$
	0.35 – 0.70	-0.46	0.05	1.78	$-0.050 \pm 0.234 \pm 0.031$	$-0.161 \pm 0.234 \pm 0.063$	$-0.218 \pm 0.239 \pm 0.052$
$-t$ [GeV ²] $0.08 < x_B < 0.12$	0.00 – 0.03	-0.02	0.09	2.32	$-0.022 \pm 0.129 \pm 0.010$	$-0.177 \pm 0.128 \pm 0.016$	$0.095 \pm 0.126 \pm 0.007$
	0.03 – 0.06	-0.04	0.10	2.50	$-0.269 \pm 0.110 \pm 0.011$	$0.086 \pm 0.109 \pm 0.013$	$-0.180 \pm 0.105 \pm 0.016$
	0.06 – 0.10	-0.08	0.10	2.43	$-0.254 \pm 0.125 \pm 0.018$	$-0.088 \pm 0.123 \pm 0.021$	$0.005 \pm 0.124 \pm 0.007$
	0.10 – 0.20	-0.14	0.10	2.51	$-0.258 \pm 0.107 \pm 0.015$	$0.119 \pm 0.106 \pm 0.018$	$0.001 \pm 0.106 \pm 0.028$
	0.20 – 0.35	-0.26	0.10	2.74	$-0.106 \pm 0.156 \pm 0.025$	$-0.054 \pm 0.154 \pm 0.019$	$-0.063 \pm 0.155 \pm 0.025$
	0.35 – 0.70	-0.47	0.10	3.25	$-0.062 \pm 0.242 \pm 0.026$	$-0.060 \pm 0.242 \pm 0.026$	$0.140 \pm 0.280 \pm 0.045$
$-t$ [GeV ²] $0.12 < x_B < 0.35$	0.00 – 0.03	-0.03	0.13	2.91	$-0.037 \pm 0.368 \pm 0.046$	$-0.271 \pm 0.370 \pm 0.104$	$0.514 \pm 0.363 \pm 0.083$
	0.03 – 0.06	-0.05	0.15	3.62	$-0.255 \pm 0.145 \pm 0.042$	$0.238 \pm 0.145 \pm 0.027$	$-0.073 \pm 0.150 \pm 0.048$
	0.06 – 0.10	-0.08	0.16	3.93	$-0.223 \pm 0.137 \pm 0.035$	$0.059 \pm 0.137 \pm 0.006$	$-0.099 \pm 0.135 \pm 0.008$
	0.10 – 0.20	-0.14	0.17	4.30	$-0.241 \pm 0.109 \pm 0.018$	$0.023 \pm 0.108 \pm 0.012$	$-0.208 \pm 0.108 \pm 0.018$
	0.20 – 0.35	-0.26	0.18	4.76	$-0.242 \pm 0.135 \pm 0.039$	$0.158 \pm 0.134 \pm 0.018$	$-0.068 \pm 0.130 \pm 0.033$
	0.35 – 0.70	-0.46	0.19	5.52	$-0.284 \pm 0.188 \pm 0.034$	$-0.187 \pm 0.185 \pm 0.028$	$-0.284 \pm 0.175 \pm 0.035$

Table 3. Bin sizes, average kinematic values and results of the asymmetry amplitudes presented in figure 3.

kinematic bin		$\langle -t \rangle$ [GeV ²]	$\langle x_B \rangle$	$\langle Q^2 \rangle$ [GeV ²]	$A_C^{\cos(0\phi)}$ $\pm\delta(\text{stat.}) \pm \delta(\text{syst.})$	$A_C^{\cos\phi}$ $\pm\delta(\text{stat.}) \pm \delta(\text{syst.})$	$A_C^{\cos(2\phi)}$ $\pm\delta(\text{stat.}) \pm \delta(\text{syst.})$	$A_C^{\cos(3\phi)}$ $\pm\delta(\text{stat.}) \pm \delta(\text{syst.})$
overall		-0.12	0.10	2.46	$-0.020 \pm 0.006 \pm 0.008$	$0.055 \pm 0.009 \pm 0.004$	$-0.002 \pm 0.009 \pm 0.013$	$-0.004 \pm 0.009 \pm 0.006$
$-t$ [GeV ²]	0.00 – 0.03	-0.02	0.07	1.71	$-0.027 \pm 0.014 \pm 0.009$	$0.018 \pm 0.020 \pm 0.004$	$0.008 \pm 0.020 \pm 0.008$	$0.010 \pm 0.020 \pm 0.001$
	0.03 – 0.06	-0.04	0.09	2.22	$0.001 \pm 0.014 \pm 0.003$	$-0.007 \pm 0.020 \pm 0.004$	$-0.004 \pm 0.020 \pm 0.013$	$0.004 \pm 0.020 \pm 0.005$
	0.06 – 0.10	-0.08	0.10	2.44	$0.003 \pm 0.015 \pm 0.011$	$0.022 \pm 0.022 \pm 0.011$	$0.022 \pm 0.022 \pm 0.013$	$-0.015 \pm 0.020 \pm 0.009$
	0.10 – 0.20	-0.14	0.11	2.72	$-0.018 \pm 0.013 \pm 0.013$	$0.067 \pm 0.018 \pm 0.012$	$-0.038 \pm 0.018 \pm 0.021$	$-0.019 \pm 0.018 \pm 0.004$
	0.20 – 0.35	-0.26	0.12	3.13	$-0.034 \pm 0.018 \pm 0.006$	$0.160 \pm 0.025 \pm 0.019$	$0.018 \pm 0.025 \pm 0.042$	$-0.005 \pm 0.025 \pm 0.015$
0.35 – 0.70	-0.46	0.12	3.63	$-0.056 \pm 0.029 \pm 0.009$	$0.235 \pm 0.043 \pm 0.051$	$0.041 \pm 0.040 \pm 0.025$	$0.037 \pm 0.038 \pm 0.020$	
x_B	0.03 – 0.06	-0.10	0.05	1.34	$-0.043 \pm 0.014 \pm 0.014$	$0.035 \pm 0.021 \pm 0.011$	$0.004 \pm 0.019 \pm 0.007$	$0.040 \pm 0.018 \pm 0.003$
	0.06 – 0.08	-0.09	0.07	1.78	$-0.014 \pm 0.013 \pm 0.007$	$0.043 \pm 0.019 \pm 0.012$	$-0.046 \pm 0.019 \pm 0.012$	$-0.026 \pm 0.019 \pm 0.001$
	0.08 – 0.10	-0.11	0.09	2.30	$-0.048 \pm 0.016 \pm 0.014$	$0.064 \pm 0.022 \pm 0.024$	$0.033 \pm 0.022 \pm 0.019$	$-0.005 \pm 0.022 \pm 0.011$
	0.10 – 0.13	-0.12	0.11	2.92	$0.010 \pm 0.017 \pm 0.009$	$0.018 \pm 0.024 \pm 0.002$	$0.024 \pm 0.023 \pm 0.004$	$-0.035 \pm 0.023 \pm 0.005$
	0.13 – 0.20	-0.16	0.16	4.04	$-0.012 \pm 0.018 \pm 0.012$	$0.088 \pm 0.025 \pm 0.032$	$0.007 \pm 0.025 \pm 0.001$	$-0.006 \pm 0.024 \pm 0.009$
0.20 – 0.35	-0.23	0.24	6.11	$0.040 \pm 0.032 \pm 0.029$	$0.041 \pm 0.045 \pm 0.014$	$0.014 \pm 0.045 \pm 0.026$	$-0.076 \pm 0.044 \pm 0.014$	
Q^2 [GeV ²]	1.0 – 1.4	-0.08	0.05	1.20	$-0.041 \pm 0.013 \pm 0.021$	$0.048 \pm 0.018 \pm 0.031$	$0.018 \pm 0.018 \pm 0.010$	$0.046 \pm 0.018 \pm 0.006$
	1.4 – 1.8	-0.10	0.07	1.59	$-0.033 \pm 0.015 \pm 0.020$	$0.063 \pm 0.021 \pm 0.015$	$-0.035 \pm 0.021 \pm 0.016$	$-0.027 \pm 0.021 \pm 0.004$
	1.8 – 2.4	-0.11	0.08	2.08	$-0.012 \pm 0.015 \pm 0.014$	$0.049 \pm 0.020 \pm 0.013$	$-0.023 \pm 0.021 \pm 0.005$	$-0.023 \pm 0.020 \pm 0.011$
	2.4 – 3.2	-0.13	0.10	2.77	$-0.025 \pm 0.016 \pm 0.006$	$0.050 \pm 0.023 \pm 0.008$	$0.021 \pm 0.022 \pm 0.019$	$-0.001 \pm 0.023 \pm 0.014$
	3.2 – 4.5	-0.15	0.13	3.76	$0.021 \pm 0.018 \pm 0.009$	$0.050 \pm 0.025 \pm 0.002$	$-0.009 \pm 0.025 \pm 0.015$	$-0.051 \pm 0.025 \pm 0.001$
4.5 – 10.	-0.22	0.20	5.75	$-0.001 \pm 0.021 \pm 0.014$	$0.053 \pm 0.030 \pm 0.054$	$0.029 \pm 0.030 \pm 0.006$	$-0.002 \pm 0.030 \pm 0.011$	

Table 4. Bin sizes, average kinematic values and results of the asymmetry amplitudes presented in figure 4.

kinematic bin		$\langle -t \rangle$ [GeV ²]	$\langle x_B \rangle$	$\langle Q^2 \rangle$ [GeV ²]	$A_C^{\cos(0\phi)}$ $\pm\delta(\text{stat.}) \pm \delta(\text{syst.})$	$A_C^{\cos\phi}$ $\pm\delta(\text{stat.}) \pm \delta(\text{syst.})$	$A_C^{\cos(2\phi)}$ $\pm\delta(\text{stat.}) \pm \delta(\text{syst.})$	$A_C^{\cos(3\phi)}$ $\pm\delta(\text{stat.}) \pm \delta(\text{syst.})$	
$-t$ [GeV ²]	$0.03 < x_B < 0.08$	0.00 – 0.03	-0.02	0.06	1.47	$-0.026 \pm 0.017 \pm 0.016$	$-0.005 \pm 0.023 \pm 0.006$	$-0.017 \pm 0.023 \pm 0.012$	$0.002 \pm 0.023 \pm 0.008$
		0.03 – 0.06	-0.04	0.06	1.56	$0.011 \pm 0.021 \pm 0.012$	$0.032 \pm 0.028 \pm 0.006$	$-0.036 \pm 0.029 \pm 0.008$	$-0.004 \pm 0.029 \pm 0.002$
		0.06 – 0.10	-0.08	0.06	1.55	$-0.008 \pm 0.024 \pm 0.028$	$0.007 \pm 0.034 \pm 0.007$	$0.024 \pm 0.033 \pm 0.020$	$0.025 \pm 0.033 \pm 0.025$
		0.10 – 0.20	-0.14	0.06	1.57	$-0.041 \pm 0.022 \pm 0.034$	$0.050 \pm 0.032 \pm 0.006$	$-0.051 \pm 0.031 \pm 0.023$	$0.002 \pm 0.030 \pm 0.006$
		0.20 – 0.35	-0.26	0.06	1.69	$0.006 \pm 0.049 \pm 0.022$	$0.241 \pm 0.084 \pm 0.033$	$0.094 \pm 0.069 \pm 0.051$	$0.095 \pm 0.052 \pm 0.025$
0.35 – 0.70	-0.46	0.05	1.78	$0.196 \pm 0.196 \pm 0.068$	$0.710 \pm 0.328 \pm 0.134$	$0.302 \pm 0.242 \pm 0.060$	$0.146 \pm 0.126 \pm 0.035$		
$-t$ [GeV ²]	$0.08 < x_B < 0.12$	0.00 – 0.03	-0.02	0.09	2.32	$-0.021 \pm 0.029 \pm 0.021$	$0.065 \pm 0.042 \pm 0.039$	$0.066 \pm 0.041 \pm 0.010$	$0.028 \pm 0.040 \pm 0.018$
		0.03 – 0.06	-0.04	0.10	2.50	$-0.001 \pm 0.025 \pm 0.010$	$-0.041 \pm 0.037 \pm 0.004$	$0.062 \pm 0.036 \pm 0.020$	$0.032 \pm 0.035 \pm 0.014$
		0.06 – 0.10	-0.08	0.10	2.43	$0.033 \pm 0.028 \pm 0.021$	$0.050 \pm 0.039 \pm 0.006$	$0.043 \pm 0.039 \pm 0.014$	$-0.003 \pm 0.040 \pm 0.004$
		0.10 – 0.20	-0.14	0.10	2.51	$-0.022 \pm 0.025 \pm 0.026$	$0.073 \pm 0.035 \pm 0.016$	$-0.036 \pm 0.035 \pm 0.016$	$-0.051 \pm 0.034 \pm 0.005$
		0.20 – 0.35	-0.26	0.10	2.74	$-0.045 \pm 0.035 \pm 0.037$	$0.170 \pm 0.049 \pm 0.009$	$0.009 \pm 0.048 \pm 0.023$	$-0.079 \pm 0.049 \pm 0.021$
0.35 – 0.70	-0.47	0.10	3.25	$-0.118 \pm 0.081 \pm 0.020$	$0.137 \pm 0.137 \pm 0.051$	$0.041 \pm 0.117 \pm 0.024$	$-0.047 \pm 0.101 \pm 0.021$		
$-t$ [GeV ²]	$0.12 < x_B < 0.35$	0.00 – 0.03	-0.03	0.13	2.91	$-0.181 \pm 0.081 \pm 0.028$	$0.297 \pm 0.126 \pm 0.060$	$0.161 \pm 0.110 \pm 0.046$	$-0.010 \pm 0.118 \pm 0.016$
		0.03 – 0.06	-0.05	0.15	3.62	$0.029 \pm 0.036 \pm 0.016$	$-0.104 \pm 0.054 \pm 0.016$	$0.014 \pm 0.051 \pm 0.011$	$-0.075 \pm 0.049 \pm 0.005$
		0.06 – 0.10	-0.08	0.16	3.93	$-0.006 \pm 0.032 \pm 0.004$	$-0.000 \pm 0.045 \pm 0.056$	$0.014 \pm 0.046 \pm 0.006$	$-0.101 \pm 0.044 \pm 0.008$
		0.10 – 0.20	-0.14	0.17	4.30	$0.021 \pm 0.025 \pm 0.020$	$0.041 \pm 0.036 \pm 0.017$	$-0.007 \pm 0.035 \pm 0.015$	$-0.036 \pm 0.035 \pm 0.006$
		0.20 – 0.35	-0.26	0.18	4.76	$-0.015 \pm 0.031 \pm 0.004$	$0.136 \pm 0.043 \pm 0.027$	$0.038 \pm 0.042 \pm 0.013$	$-0.022 \pm 0.042 \pm 0.008$
0.35 – 0.70	-0.46	0.19	5.52	$-0.026 \pm 0.042 \pm 0.031$	$0.199 \pm 0.059 \pm 0.017$	$0.030 \pm 0.057 \pm 0.034$	$0.095 \pm 0.057 \pm 0.063$		

Table 5. Bin sizes, average kinematic values and results of the asymmetry amplitudes presented in figure 5.

Author list

The HERMES collaboration

A. Airapetian^{12,15}, N. Akopov²⁶, Z. Akopov⁵, E.C. Aschenauer^{6,1},
W. Augustyniak²⁵, R. Avakian²⁶, A. Avetissian²⁶, E. Avetisyan⁵, B. Ball¹⁵,
S. Belostotski¹⁸, H.P. Blok^{17,24}, A. Borisso⁵, J. Bowles¹³, V. Bryzgalov¹⁹,
J. Burns¹³, G.P. Capitani¹⁰, E. Cisbani²¹, G. Ciullo⁹, M. Contalbrigo⁹,
P.F. Dalpiaz⁹, W. Deconinck^{5,15,2}, R. De Leo², L. De Nardo^{15,5},
E. De Sanctis¹⁰, M. Diefenthaler^{14,8}, P. Di Nezza¹⁰, M. Düren¹²,
M. Ehrenfried^{12,3}, G. Elbakian²⁶, F. Ellinghaus^{4,4}, R. Fabbri⁶, A. Fantoni¹⁰,
L. Felawka²², S. Frullani²¹, D. Gabbert⁶, G. Gapienko¹⁹, V. Gapienko¹⁹,
F. Garibaldi²¹, G. Gavrilo^{5,18,22}, V. Gharibyan²⁶, F. Giordano^{5,9}, S. Gliske¹⁵,
C. Hadjidakis^{10,5}, M. Hartig^{5,6}, D. Hasch¹⁰, G. Hill¹³, A. Hillenbrand⁶,
M. Hoek¹³, Y. Holler⁵, I. Hristova⁶, Y. Imazu²³, A. Ivanilov¹⁹, H.E. Jackson¹,
H.S. Jo¹¹, S. Joosten^{14,11}, R. Kaiser¹³, G. Karyan²⁶, T. Keri^{13,12}, E. Kinney⁴,
A. Kisselev¹⁸, N. Kobayashi²³, V. Korotkov¹⁹, V. Kozlov¹⁶, P. Kravchenko¹⁸,
L. Lagamba², R. Lamb¹⁴, L. Lapikás¹⁷, I. Lehmann¹³, P. Lenisa⁹,
A. López Ruiz¹¹, W. Lorenzon¹⁵, X.-G. Lu⁶, X.-R. Lu^{23,7}, B.-Q. Ma³,
D. Mahon¹³, N.C.R. Makins¹⁴, S.I. Manaenkov¹⁸, Y. Mao³, B. Marianski²⁵,
A. Martinez de la Ossa⁴, H. Marukyan²⁶, C.A. Miller²², Y. Miyachi²³,
A. Movsisyan²⁶, V. Muccifora¹⁰, M. Murray¹³, A. Mussgiller^{5,8}, E. Nappi²,
Y. Naryshkin¹⁸, A. Nass⁸, M. Negodaev⁶, W.-D. Nowak⁶, L.L. Pappalardo⁹,
R. Perez-Benito¹², N. Pickert^{8,8}, M. Raithel⁸, P.E. Reimer¹, A.R. Reolon¹⁰,
C. Riedl⁶, K. Rith⁸, G. Rosner¹³, A. Rostomyan⁵, J. Rubin¹⁴, D. Ryckbosch¹¹,
Y. Salomatin¹⁹, F. Sanftl²⁰, A. Schäfer²⁰, G. Schnell^{6,11}, K.P. Schüller⁵,
B. Seitz¹³, T.-A. Shibata²³, V. Shutov⁷, M. Stancari⁹, M. Statera⁹,
E. Steffens⁸, J.J.M. Steijger¹⁷, H. Stenzel¹², J. Stewart^{6,1}, F. Stinzing⁸,
A. Terkulov¹⁶, A. Trzcinski²⁵, M. Tytgat¹¹, Y. Van Haarlem^{11,9},
C. Van Hulse¹¹, D. Veretennikov¹⁸, V. Vikhrov¹⁸, I. Vilardi^{2,10}, C. Vogel^{8,11},
S. Wang³, S. Yaschenko^{6,8}, Z. Ye^{5,12}, S. Yen²², W. Yu¹², D. Zeiler⁸,
B. Zihlmann^{5,13} and P. Zupranski²⁵

¹Now at: Brookhaven National Laboratory, Upton, New York 11772-5000, U.S.A.

²Now at: Massachusetts Institute of Technology, Cambridge, Massachusetts 02139, U.S.A.

³Now at: Siemens AG Molecular Imaging, 91052 Erlangen, Germany

⁴Now at: Institut für Physik, Universität Mainz, 55128 Mainz, Germany

⁵Now at: IPN (UMR 8608) CNRS/IN2P3 - Université Paris-Sud, 91406 Orsay, France

⁶Now at: Institut für Kernphysik, Universität Frankfurt a.M., 60438 Frankfurt a.M., Germany

⁷Now at: Graduate University of Chinese Academy of Sciences, Beijing 100049, China

⁸Now at: Siemens AG, 91301 Forchheim, Germany

⁹Now at: Carnegie Mellon University, Pittsburgh, Pennsylvania 15213, U.S.A.

¹⁰Now at: IRCCS Multimedia Holding S.p.A., 20099 Sesto San Giovanni (MI), Italy

¹¹Now at: AREVA NP GmbH, 91058 Erlangen, Germany

¹²Now at: Fermi National Accelerator Laboratory, Batavia, Illinois 60510, U.S.A.

¹³Now at: Thomas Jefferson National Accelerator Facility, Newport News, Virginia 23606, U.S.A.

- ¹ *Physics Division, Argonne National Laboratory, Argonne, Illinois 60439-4843, U.S.A.*
- ² *Istituto Nazionale di Fisica Nucleare, Sezione di Bari, 70124 Bari, Italy*
- ³ *School of Physics, Peking University, Beijing 100871, China*
- ⁴ *Nuclear Physics Laboratory, University of Colorado, Boulder, Colorado 80309-0390, U.S.A.*
- ⁵ *DESY, 22603 Hamburg, Germany*
- ⁶ *DESY, 15738 Zeuthen, Germany*
- ⁷ *Joint Institute for Nuclear Research, 141980 Dubna, Russia*
- ⁸ *Physikalisches Institut, Universität Erlangen-Nürnberg, 91058 Erlangen, Germany*
- ⁹ *Istituto Nazionale di Fisica Nucleare, Sezione di Ferrara and Dipartimento di Fisica, Università di Ferrara, 44100 Ferrara, Italy*
- ¹⁰ *Istituto Nazionale di Fisica Nucleare, Laboratori Nazionali di Frascati, 00044 Frascati, Italy*
- ¹¹ *Department of Subatomic and Radiation Physics, University of Gent, 9000 Gent, Belgium*
- ¹² *Physikalisches Institut, Universität Gießen, 35392 Gießen, Germany*
- ¹³ *Department of Physics and Astronomy, University of Glasgow, Glasgow G12 8QQ, United Kingdom*
- ¹⁴ *Department of Physics, University of Illinois, Urbana, Illinois 61801-3080, U.S.A.*
- ¹⁵ *Randall Laboratory of Physics, University of Michigan, Ann Arbor, Michigan 48109-1040, U.S.A.*
- ¹⁶ *Lebedev Physical Institute, 117924 Moscow, Russia*
- ¹⁷ *National Institute for Subatomic Physics (Nikhef), 1009 DB Amsterdam, The Netherlands*
- ¹⁸ *Petersburg Nuclear Physics Institute, Gatchina, Leningrad region 188300, Russia*
- ¹⁹ *Institute for High Energy Physics, Protvino, Moscow region 142281, Russia*
- ²⁰ *Institut für Theoretische Physik, Universität Regensburg, 93040 Regensburg, Germany*
- ²¹ *Istituto Nazionale di Fisica Nucleare, Sezione Roma 1, Gruppo Sanità and Physics Laboratory, Istituto Superiore di Sanità, 00161 Roma, Italy*
- ²² *TRIUMF, Vancouver, British Columbia V6T 2A3, Canada*
- ²³ *Department of Physics, Tokyo Institute of Technology, Tokyo 152, Japan*
- ²⁴ *Department of Physics, VU University, 1081 HV Amsterdam, The Netherlands*
- ²⁵ *Andrzej Soltan Institute for Nuclear Studies, 00-689 Warsaw, Poland*
- ²⁶ *Yerevan Physics Institute, 375036 Yerevan, Armenia*

E-mail: klaus.rith@desy.de

References

- [1] D. Mueller, D. Robaschik, B. Geyer, F.M. Dittes and J. Horejsi, *Wave functions, evolution equations and evolution kernels from light-ray operators of QCD*, *Fortschr. Phys.* **42** (1994) 101 [[hep-ph/9812448](#)] [[SPIRES](#)].

- [2] X.-D. Ji, *Gauge invariant decomposition of nucleon spin*, *Phys. Rev. Lett.* **78** (1997) 610 [[hep-ph/9603249](#)] [[SPIRES](#)]; *Deeply-virtual Compton scattering*, *Phys. Rev.* **D 55** (1997) 7114 [[hep-ph/9609381](#)] [[SPIRES](#)].
- [3] A.V. Radyushkin, *Scaling Limit of Deeply Virtual Compton Scattering*, *Phys. Lett.* **B 380** (1996) 417 [[hep-ph/9604317](#)] [[SPIRES](#)]; *Nonforward parton distributions*, *Phys. Rev.* **D 56** (1997) 5524 [[hep-ph/9704207](#)] [[SPIRES](#)].
- [4] M. Burkardt, *Impact parameter dependent parton distributions and off-forward parton distributions for $\zeta \rightarrow 0$* , *Phys. Rev.* **D 62** (2000) 071503 [*Erratum ibid.* **D66** (2002) 119903] [[hep-ph/0005108](#)] [[SPIRES](#)].
- [5] A.V. Belitsky and D. Mueller, *Nucleon hologram with exclusive lepton production*, *Nucl. Phys.* **A 711** (2002) 118 [[hep-ph/0206306](#)] [[SPIRES](#)].
- [6] J.P. Ralston and B. Pire, *Femto-photography of protons to nuclei with deeply virtual Compton scattering*, *Phys. Rev.* **D 66** (2002) 111501 [[hep-ph/0110075](#)] [[SPIRES](#)].
- [7] J. Blumlein, B. Geyer and D. Robaschik, *The virtual Compton amplitude in the generalized Bjorken region: Twist-2 contributions*, *Nucl. Phys.* **B 560** (1999) 283 [[hep-ph/9903520](#)] [[SPIRES](#)].
- [8] A.V. Belitsky and D. Mueller, *Broken conformal invariance and spectrum of anomalous dimensions in QCD*, *Nucl. Phys.* **B 537** (1999) 397 [[hep-ph/9804379](#)] [[SPIRES](#)].
- [9] A.V. Belitsky, A. Freund and D. Mueller, *Evolution kernels of skewed parton distributions: Method and two-loop results*, *Nucl. Phys.* **B 574** (2000) 347 [[hep-ph/9912379](#)] [[SPIRES](#)].
- [10] A.V. Belitsky and D. Mueller, *Off-forward gluonometry*, *Phys. Lett.* **B 486** (2000) 369 [[hep-ph/0005028](#)] [[SPIRES](#)].
- [11] M. Diehl, T. Gousset, B. Pire and J.P. Ralston, *Testing the handbag contribution to exclusive virtual Compton scattering*, *Phys. Lett.* **B 411** (1997) 193 [[hep-ph/9706344](#)] [[SPIRES](#)].
- [12] A.V. Belitsky, D. Mueller and A. Kirchner, *Theory of deeply virtual Compton scattering on the nucleon*, *Nucl. Phys.* **B 629** (2002) 323 [[hep-ph/0112108](#)] [[SPIRES](#)].
- [13] A.V. Belitsky and D. Müller, *Predictions from conformal algebra for the deeply virtual Compton scattering*, *Phys. Lett.* **B 417** (1998) 129 [[hep-ph/9709379](#)] [[SPIRES](#)].
- [14] X.-D. Ji and J. Osborne, *One-loop corrections and all order factorization in deeply virtual Compton scattering*, *Phys. Rev.* **D 58** (1998) 094018 [[hep-ph/9801260](#)] [[SPIRES](#)].
- [15] L. Mankiewicz, G. Piller, E. Stein, M. Vanttinen and T. Weigl, *NLO corrections to deeply-virtual Compton scattering*, *Phys. Lett.* **B 425** (1998) 186 [[hep-ph/9712251](#)] [[SPIRES](#)].
- [16] S. Wandzura and F. Wilczek, *Sum Rules for Spin Dependent Electroproduction: Test of Relativistic Constituent Quarks*, *Phys. Lett.* **B 72** (1977) 195 [[SPIRES](#)].
- [17] A.V. Belitsky and D. Mueller, *Twist-three effects in two-photon processes*, *Nucl. Phys.* **B 589** (2000) 611 [[hep-ph/0007031](#)] [[SPIRES](#)].
- [18] N. Kivel and L. Mankiewicz, *Twist-4 photon helicity-flip amplitude in DVCS on a nucleon in the Wandzura-Wilczek approximation*, *Eur. Phys. J.* **C 21** (2001) 621 [[hep-ph/0106329](#)] [[SPIRES](#)].
- [19] HERMES collaboration, A. Airapetian et al., *Measurement of the beam spin azimuthal asymmetry associated with deeply-virtual Compton scattering*, *Phys. Rev. Lett.* **87** (2001) 182001 [[hep-ex/0106068](#)] [[SPIRES](#)].

- [20] CLAS collaboration, S. Stepanyan et al., *First observation of exclusive deeply virtual Compton scattering in polarized electron beam asymmetry measurements*, *Phys. Rev. Lett.* **87** (2001) 182002 [[hep-ex/0107043](#)] [[SPIRES](#)].
- [21] CLAS collaboration, F.X. Girod et al., *Deeply Virtual Compton Scattering Beam-Spin Asymmetries*, *Phys. Rev. Lett.* **100** (2008) 162002 [[arXiv:0711.4805](#)] [[SPIRES](#)].
- [22] CLAS collaboration, G. Gavalian et al., *Beam Spin Asymmetries in DVCS with CLAS at 4.8 GeV*, *Phys. Rev. C* **80** (2009) 035206 [[arXiv:0812.2950](#)] [[SPIRES](#)].
- [23] HERMES collaboration, F. Ellinghaus, *Exclusive Reactions at HERMES*, Proceedings for the *Ringberg Workshop on New Trends in HERA Physics 2005*, Ringberg Castle, Tegernsee, Germany, 2-7 Oct 2005, published in *Ringberg 2005, New trends in HERA physics* 57–67, Edited by G. Grindhammer, B.A. Kniehl, G. Kramer and W. Ochs, World Scientific, Singapore (2006).
- [24] HERMES collaboration, A. Airapetian et al., *The Beam-Charge Azimuthal Asymmetry and Deeply Virtual Compton Scattering*, *Phys. Rev. D* **75** (2007) 011103 [[hep-ex/0605108](#)] [[SPIRES](#)].
- [25] HERMES collaboration, A. Airapetian et al., *Measurement of Azimuthal Asymmetries With Respect To Both Beam Charge and Transverse Target Polarization in Exclusive Electroproduction of Real Photons*, *JHEP* **06** (2008) 066 [[arXiv:0802.2499](#)] [[SPIRES](#)].
- [26] HERMES collaboration, K. Ackerstaff et al., *HERMES spectrometer*, *Nucl. Instrum. Meth. A* **417** (1998) 230 [[hep-ex/9806008](#)] [[SPIRES](#)].
- [27] F. Ellinghaus, *Beam charge and beam spin azimuthal asymmetries in deeply-virtual Compton scattering*, Ph.D. thesis, Humboldt Universität Berlin, Germany, January 2004, DESY-THESIS-2004-005 [[SPIRES](#)].
- [28] V.A. Korotkov and W.D. Nowak, *Future measurements of deeply virtual Compton scattering at HERMES*, *Eur. Phys. J. C* **23** (2002) 455 [[hep-ph/0108077](#)] [[SPIRES](#)].
- [29] R.J. Barlow, *Extended maximum likelihood*, *Nucl. Instrum. Meth. A* **297** (1990) 496 [[SPIRES](#)].
- [30] M. Vanderhaeghen, P.A.M. Guichon and M. Guidal, *Deeply virtual electroproduction of photons and mesons on the nucleon: Leading order amplitudes and power corrections*, *Phys. Rev. D* **60** (1999) 094017 [[hep-ph/9905372](#)] [[SPIRES](#)].
- [31] A. Vandenbroucke, *Exclusive π^0 production at HERMES: Detection - simulation - analysis*, Ph.D. thesis, Universiteit Gent, Belgium, November 2006, DESY-THESIS-2007-003 [[SPIRES](#)].
- [32] HERMES collaboration, A. Airapetian et al., *Beam-spin asymmetries in the azimuthal distribution of pion electroproduction*, *Phys. Lett. B* **648** (2007) 164 [[hep-ex/0612059](#)] [[SPIRES](#)].
- [33] V. Guzey and T. Teckentrup, *The dual parameterization of the proton generalized parton distribution functions H and E and description of the DVCS cross sections and asymmetries*, *Phys. Rev. D* **74** (2006) 054027 [[hep-ph/0607099](#)] [[SPIRES](#)].
- [34] V. Guzey and T. Teckentrup, *On the mistake in the implementation of the minimal model of the dual parameterization and resulting inability to describe the high-energy DVCS data*, *Phys. Rev. D* **79** (2009) 017501 [[arXiv:0810.3899](#)] [[SPIRES](#)].

- [35] F. Ellinghaus, *DVCS at HERMES: Recent Results*, [arXiv:0710.5768](#) [SPIRES].
- [36] D. Zeiler, *Deeply Virtual Compton Scattering off an Unpolarized Hydrogen Target at the HERMES Experiment*, Ph.D. thesis, Universität Erlangen-Nürnberg, Germany, October (2009).
- [37] A.V. Afanasev, M.I. Konchatnij and N.P. Merenkov, *Single-spin asymmetries in the Bethe-Heitler process $e^- + p \rightarrow e^- + \gamma + p$ from QED radiative corrections*, *J. Exp. Theor. Phys.* **102** (2006) 220 [[hep-ph/0507059](#)] [SPIRES].
- [38] K. Goeke, M.V. Polyakov and M. Vanderhaeghen, *Hard Exclusive Reactions and the Structure of Hadrons*, *Prog. Part. Nucl. Phys.* **47** (2001) 401 [[hep-ph/0106012](#)] [SPIRES].
- [39] M.V. Polyakov and C. Weiss, *Skewed and double distributions in pion and nucleon*, *Phys. Rev. D* **60** (1999) 114017 [[hep-ph/9902451](#)] [SPIRES].
- [40] A.V. Radyushkin, *Double distributions and evolution equations*, *Phys. Rev. D* **59** (1999) 014030 [[hep-ph/9805342](#)] [SPIRES].
- [41] A.V. Radyushkin, *Symmetries and structure of skewed and double distributions*, *Phys. Lett. B* **449** (1999) 81 [[hep-ph/9810466](#)] [SPIRES].
- [42] I.V. Musatov and A.V. Radyushkin, *Evolution and models for skewed parton distributions*, *Phys. Rev. D* **61** (2000) 074027 [[hep-ph/9905376](#)] [SPIRES].
- [43] M. Vanderhaeghen, P.A.M. Guichon and M. Guidal, *Computer code for the calculation of DVCS and BH processes, in the reaction $ep \rightarrow ep\gamma$* , Private Communication (2001).
- [44] M.V. Polyakov and A.G. Shuvaev, *On 'dual' parametrizations of generalized parton distributions*, [hep-ph/0207153](#) [SPIRES].
- [45] P.A.M. Guichon, L. Mosse and M. Vanderhaeghen, *Pion production in deeply virtual Compton scattering*, *Phys. Rev. D* **68** (2003) 034018 [[hep-ph/0305231](#)] [SPIRES].
- [46] K. Kumericki, D. Mueller and K. Passek-Kumericki, *Towards a fitting procedure for deeply virtual Compton scattering at next-to-leading order and beyond*, *Nucl. Phys. B* **794** (2008) 244 [[hep-ph/0703179](#)] [SPIRES].
- [47] M. Guidal, *A fitter code for Deep Virtual Compton Scattering and Generalized Parton Distributions*, *Eur. Phys. J. A* **37** (2008) 319 [[arXiv:0807.2355](#)] [SPIRES].
- [48] K. Kumericki and D. Mueller, *Deeply virtual Compton scattering at small x_B and the access to the GPD H* , [arXiv:0904.0458](#) [SPIRES].
- [49] H. Moutarde, *Extraction of the Compton Form Factor H from DVCS measurements at Jefferson Lab*, *Phys. Rev. D* **79** (2009) 094021 [[arXiv:0904.1648](#)] [SPIRES].
- [50] M. Guidal and H. Moutarde, *Generalized Parton Distributions from Deeply Virtual Compton Scattering at HERMES*, [arXiv:0905.1220](#) [SPIRES].